

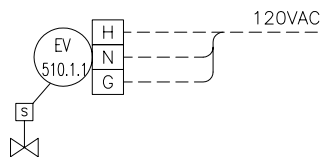
FIELD

REMOTE I/O

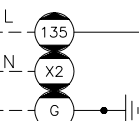
MCC BUCKET

PANEL

VENTURI MIST ELIMINATOR POTABLE WATER SUPPLY

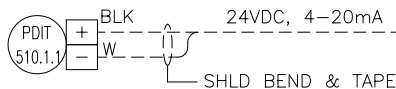


RIO-10 PANEL TB

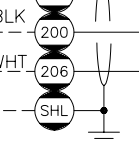


RIO-10 RACK 2 SLOT 5 LINE 70813

VENTURI DIFFERENTIAL PRESSURE

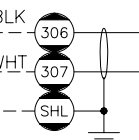
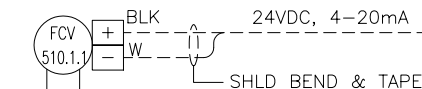


24VDC SUPPLY LINE 70112 EI-701



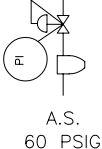
RIO-10 RACK 3 SLOT 1 LINE 71207

VENTURI WATER SUPPLY CONTROL

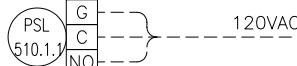


RIO-10 RACK 3 SLOT 6 LINE 71507

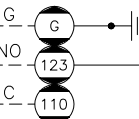
FILTER/REGULATOR/GAUGE SET



PRESSURE SWITCH AIR RECEIVER



RIO-10 PANEL TB



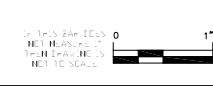


RIO-10 RACK 2 SLOT 4 LINE 70730

TAG	DESCRIPTION	MANUFACTURER	MODEL NO.	CALIBRATION
EV-510.1.1	SOLENOID VALVE BRASS 1" NC NEMA 7	ASCO	EF8210G4	X
PDIT-510.1.1	DIFF. PRESSURE TRANSMITTER	ROSEMOUNT	1151DP3S22B1M7	-0-40" H2O
PDIT-510.1.1	DIFF. PRESSURE MANIFOLD	PGI	M-650SCT 3 VALVE MANIFOLD	
FCV-510.1.1	FLOW CONTROL VALVE	KEYSTONE 2"	920 W/ACT & 4-20mA P	X
PSL-510.1.1	PRESSURE SWITCH LOW	SQUARE-D	9012 GDW-5	60 PSI

THIS DRAWING IS COPY RIGHTED... RELEASED 12/08/06 REVISION

RELEASED 12/08/06 REVISION



DATE:	3/21/06
DRAWN BY:	BB
CHECKED BY:	
APPROVED BY:	
SCALE:	NONE
SIZE:	1524E1852
REV	0
FOR FINAL REVIEW/BUILDING PERMIT	12/08/06
REVISION	

CITY OF STAMFORD CONNECTICUT
SOLIDS DRYING PROJECT
PELLETIZING TRAIN GROUP 510
LOOP DIAGRAM
PROJECT NUMBER 1524
DRAWING NUMBER EI-852
SHEET 1 OF 1